

New: 4 liter capacity!



More Capacity

Centrifuge 5920 R



Extraordinary capacity in a compact design

Centrifuge 5920 R is outfitted with a powerful state-of-the-art refrigeration system that allows a very compact centrifuge design. Centrifuge 5920 R has similar dimensions as competing refrigerated 3 liter models and yet features a superior capacity of up to 4 × 1,000 mL or 52 × 50 mL conical tubes.

The New Benchmark in Capacity and Performance

Eppendorf is introducing the new Centrifuge 5920 R, featuring extraordinary high capacity and performance. Its high capacity of up to 4 × 1,000 mL makes it the ideal instrument for high-throughput applications.



Compatible with 1 liter bottles

- > Centrifuge 5920 R is the first benchtop centrifuge to accommodate standard 1 liter Nalgene® bottles
- > Ideal for large volume applications



Advanced operating system and temperature management

- > Multilingual operation menu
- > FastTemp pro® function allows for automatic precooling based on pre-programmable time and date; combined with ECO shut-off function this reduces power consumption considerably
- > Dynamic compressor control (DCC) technology for precise cooling performance



Ergonomic fixed-angle rotors

- > Easy handling through aerosol-tight Eppendorf QuickLock® lids, allows fast and ergonomic lid locking with only ¼ of a turn
- > Eppendorf's fixed-angle rotors are among the lightest in the market to improve handling and operational safety
- > Aluminum, with its superior thermal conductivity, allows for fast pre-cooling and accurate temperature control

Extraordinary Capacity

4 liter capacity

Centrifuge 5920 R accommodates standard 1 liter Nalgene bottles setting a new standard in the table top centrifuge segment. Compared to other custom-made 1 liter bottles the Nalgene bottle is narrow and allows for a better pellet compared to wider bottles.

The higher capacity enables you to process a higher volume in fewer runs. Your benefit: Energy and time saving.



Plate/tube buckets for Rotor S-4x1000

Not only do the plate/tube buckets of Rotor S-4x1000 provide an exceptional high capacity (e.g. 40 × 50 mL conical, 140 × 13 mm round bottom tubes), they also allow both tubes and plates to be used at the same time.

Advantages:

- > Time saving: No need to exchange buckets
- > Cost saving: No need for separate plate buckets
- > Space saving: No need to store different buckets

The plate/tube buckets are optionally available with aerosol-tight QuickLock caps for easy handling.

Superior Temperature Management

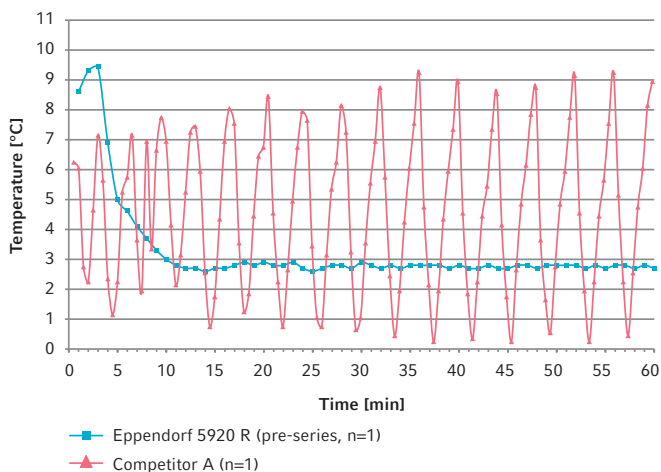
Eppendorf uses its own developed dynamic compressor control in all its refrigerated centrifuge models incl. Centrifuge 5920 R. Unlike other compressors which switch back and forth between 0% and 100% performance output (e.g. common refrigerators in private households), Eppendorf's compressor control allows for a constant and smooth temperature regulation. The benefit is that the set temperature is kept stable. A more precise temperature accuracy is guaranteed.

Centrifuge 5920 R's powerful refrigeration system becomes especially apparent in combination with large fixed-angle rotors. Samples with room temperature inserted into a pre-cooled centrifuge are quickly cooled down in an aluminum rotor. Carbon rotors, on the other hand, have a poor thermal conductivity with the result that low temperatures (e.g. 4 °C) take longer to reach.

Main features

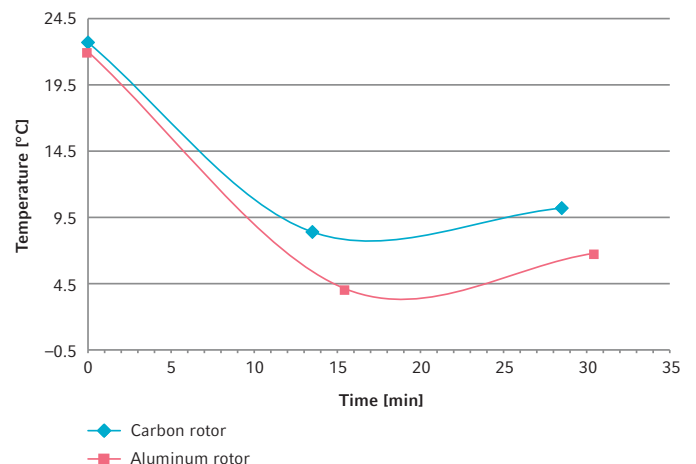
- > Dynamic compressor control (DCC) technology for precise cooling performance
- > FastTemp function for quick pre-cooling; temperature setting is based on the calculated temperature of the adapter and thus ensures maximum temperature accuracy when the sample is inserted.
- > FastTemp pro® function allows for automatic precooling based on pre-programmable time and date; combined with ECO shut-off function this reduces power consumption considerably.

Eppendorf's dynamic compressor control ensures a precise and stable temperature



Measured rotor chamber temperature with 4 × 750 mL swing-bucket rotor at max. speed, fully loaded with 50 mL conical tubes. Temperature set to 4 °C.

Aluminum fixed-angle rotors offer maximum safety for temperature-sensitive samples



Measured temperature in boreholes of fixed-angle 6 × 50 mL aluminum rotor (Centrifuge 5920 R, pre-series, n=1) and 8 × 50 mL carbon rotor (Competitor A, n=1) at 21.000 × g. Centrifuges were pre-cooled before run. Temperature set to 4 °C.

Advanced Operating System

Perfect combination of ease-of-use and high accuracy

Centrifuge 5920 R features an advanced operation system that comes with an easy to use interface to make the operation intuitive and more enjoyable. At the same time, the operating system was developed to allow for most accurate and reproducible results.

Power saving made easy

The operating system incorporates the latest power saving technology available. In fact, it already follows the new European Ecodesign Directive, a framework to set mandatory ecological requirements for energy usage.

The result: Centrifuge 5920 R has an ultra low power consumption of <2 W in standby. The centrifuge has a dedicated standby button so you can easily put the centrifuge into sleep mode when you don't need it.

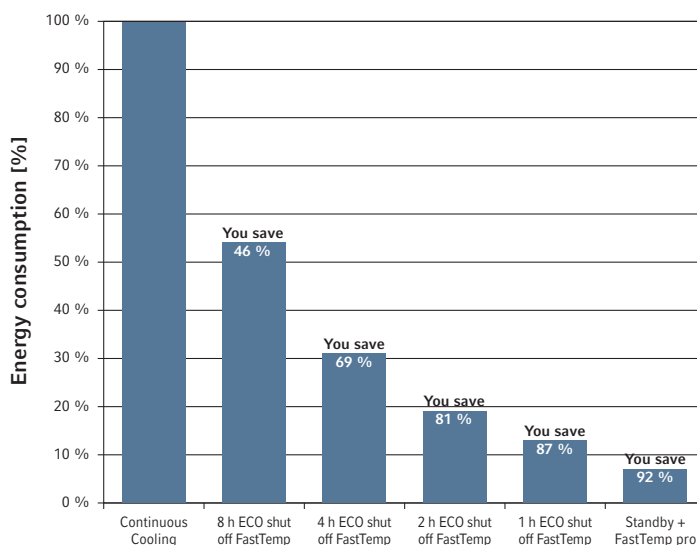
This functionality goes hand in hand with Eppendorf's FastTemp pro function that allows for automated pre-cooling based on pre-programmable time and date.

Saving energy with an Eppendorf centrifuge has never been this easy.

Easy pre-cooling with FastTemp pro[®]

In addition to the standard FastTemp pre-cooling program Centrifuge 5920 R features a unique software option called FastTemp pro. This program allows for automated pre-cooling based on pre-programmable time and date. FastTemp pro can be set to a specific date or as a repetitive event for several days every week. Simply turn the centrifuge into standby mode when you leave your lab and let FastTemp pro take care of pre-cooling in the morning. This not only makes operation super easy, it also saves you more than 90 % of energy over night.

Energy savings overnight with ECO shut-off and FastTemp pro





Main features of operating system and user interface

Ease of use

- > Menu-driven, multilingual operation menu (English, German, French, Spanish) with large backlit display
- > Saves up to 99 user-defined programs
- > 5 program keys for easy access to routine programs
- > USB port allows for easy software upgrades

Safety

- > Automatic rotor recognition and imbalance detection for maximum operational safety
- > Key lock to prevent unintentional adjustments

Accuracy

- > Settings in 10 rpm increments for a high accuracy
- > »At set RPM« function starts the timer when the selected rotational speed is reached for reproducible centrifugation runs
- > Choice of 10 acceleration ramps and 10 deceleration ramps for adjusting to sensitive sample runs
- > Radius correction for each adapter can optionally be set for most accurate RCF setting
- > Display can optionally show both set and current settings for time, temperature and speed

Power saving

- > Standby LED button for easy activation of standby function
- > Ultra low power consumption in standby (<2 W) thus already following the new European Ecodesign Directive, a framework to set mandatory ecological requirements for energy usage
- > ECO shut-off engages after 8 hours (adjustable) of non-use to reduce energy consumption and extend compressor life

Feature Overview



> Watch video clips of Centrifuge 5920 R on our optimized webpage for mobile devices or www.eppendorf.com/centrifugation

Ergonomic lid operation

- > Soft-touch lid closure and low opening height for stress-free lid locking
- > Two open lid positions
 - > Fully open for easy removal of rotor
 - > Half open for easy reach of lid

Extraordinary high capacity

- > Max. 4 × 1,000 mL/52 × 50 mL conical/196 × 13 mm round-bottom tube/28 × MTP

Outstanding cooling performance

- > Dynamic compressor control for high temperature accuracy

Menu-operated display

- > Multilingual operation menu with language support for English, German, French and Spanish
- > 5 program keys for easy access to routine programs

Quiet operation

- > Designed to operate at low noise levels for a relaxing work environment

Outstanding versatility for all your applications

- > Broad rotor and adapter selection to spin all commonly used tubes, bottles, and plates
- > High centrifugation speed up to 22,132 × *g* (14,000 rpm) for molecular applications in tubes from 0.2 to 1,000 mL and plates
- > Aerosol-tight rotors (e.g. for potentially hazardous materials like pathogenic bacteria, viruses, blood samples or radioactive material)
- > Automatic rotor recognition and imbalance detection for maximum operational safety

Ergonomic operation

- > Low sound level to benefit your work environment
- > Centrifuge lid with soft-touch lid closure
- > Compact footprint saves valuable bench space
- > Eppendorf QuickLock® caps and lids allow fast and ergonomic lid locking

Advanced temperature management for maximum sample protection and energy efficiency

- > Temperature range from -10 °C to 40 °C
- > Maintains constant 4 °C, even at maximum speed*¹
- > FastTemp function for quick pre-cooling
- > FastTemp pro® function allows for automatic precooling based on pre-programmable time and date
- > Standby cooling function holds temperature when centrifuge is not in use
- > ECO shut-off engages after 8 hours (adjustable) of non-use to reduce energy consumption and extend compressor life

¹ to maintain 4 °C with fixed-angle rotors F-6x85 and FA-6x50 the max speed is 11,000 rpm

* Products which are marked with the CE-IVD symbol meet the requirements of the European Directive on IVD (98/79/EG).

The Eppendorf PhysioCare Concept[®]

The mission of Eppendorf has always been to improve the living conditions of their customers.

Nowadays where people spend a lot of their time at work the ergonomics of their tools and the whole work environment is becoming more important for their well-being. Thus the development of each Eppendorf instrument is based on three spheres that support the health of their customers.

Each of these spheres offers stringent ergonomic criteria which are directly involved in the users work process:



- Sphere 1—The User
- Sphere 2—The Lab
- Sphere 3—The Laboratory Workflow



Sphere 1—The User:
The PhysioCare Concept guarantees an ergonomic design and an optimized product performance according to the needs of the individual.

Centrifuge 5920 R:

- > Centrifuge lid with soft-touch lid closure
- > Light-weight fixed-angle rotors for easy handling
- > Eppendorf QuickLock caps for easy one-hand operation
- > Eppendorf QuickLock lids for ergonomic lid locking



Sphere 2—The Lab:
The PhysioCare Concept allows the uncomplicated integration of instruments in the lab as well as adhering to its specific requirements.

Centrifuge 5920 R:

- > Compact design saves valuable bench space
- > Low centrifuge lid opening height for use under shelves
- > Low noise level to benefit your work environment
- > Aerosol-tight rotors for sample and user safety
- > Color coded adapters to quickly identify a certain tube format
- > Rotor buckets and adapters are autoclavable to keep your lab and hands free of contamination



Sphere 3—The Laboratory Workflow:
 The PhysioCare Concept ensures general support to enhance processes around the lab and improve the results of the whole organization.

Centrifuge 5920 R:

- > Complete workflow in disposable conical tubes. Learn more about Eppendorf's new 15/50 mL conical tubes on page 30
- > Eppendorf offers many forms of consultancy to enhance the processes around your lab and improve your results

For more information visit www.eppendorf.com/epServices



or watch the Physiocare film with focus on Liquid Handling products :
www.eppendorf.com/physiocare-video

Advanced Rotor Design

Eppendorf has made tremendous improvements to its swing-bucket and fixed-angle rotors in recent years elevating your centrifuge performance to a new level. Enjoy unique product features that improve handling and performance.



Swing-bucket rotors

Eppendorf QuickLock® caps for one-hand operation

- > Significantly improved handling, easy operation with one hand
- > Handle allows the closed bucket to be carried to the biosafety cabinet where it can be opened in a safe environment
- > Aerosol-tightness has been tested and verified by Public Health England, Porton Down, UK

Fixed-angle rotors

Eppendorf QuickLock® lids for ergonomic lid locking

Our aerosol-tight QuickLock rotors close with only ¼ of a turn. This not only saves you time during every day use, it also takes repetitive stress off your wrist.

Superior temperature control

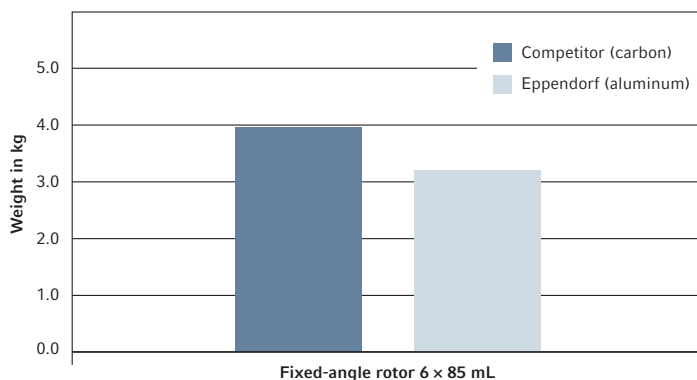
Aluminum, with its high thermal conductivity, allows fast pre-cooling and accurate temperature control in refrigerated centrifuges.



Weight comparison carbon vs. aluminum

Eppendorf's fixed-angle rotors are among the lightest in the industry to improve handling and operational safety.

Light-weight rotors cause less wear and tear on the motor and allow for faster acceleration and braking times. This reduces run times and saves time overall.







Additional rotor features

- > 34° and 45° borehole angles minimize pellet smear along the tube wall and thus lead to better results
- > All rotors are anodized for high chemical resistance and to prevent corrosion
- > Optimized design of rotor boreholes and adapters provide optimal support for high-speed centrifugation of tubes
- > Aluminum rotors are recyclable

Rotor Versatility

Overview of the main rotors

Rotor image				
				
Rotor name	Rotor S-4x1000 with high-capacity buckets	Rotor S-4x1000 with plate/tube buckets	Rotor S-4x1000 with round buckets	Rotor S-4x750 with round buckets
Positioning	Extra high capacity	High capacity, bucket design accommodates both tubes and plates	Medium capacity, compatible with 1 L bottle	Medium capacity, high speed
Aerosoltightness	no	yes	yes	yes
Max. capacity (mL)	8 × 250 mL	40 × 50 mL	4 × 1,000 mL	4 × 750 mL
Max. speed (RCF)	3,153	3,076	3,428	4,816
Max. speed (RPM)	3,700	3,700	3,700	4,700
1.5/2.0 mL micro tube			200	200
Eppendorf 5 mL and 15 mL conical	108	88	56	56
50 mL conical	52	40	28	28
13 mm blood tube	196	140	92	92
16 mm blood tube	144	132	80	80
175–250 mL	8	4	4	4
750 mL			4	4
1,000 mL			4	
MTP/DWP	28/8	28/8	28/8	16/4



Eppendorf recognizes its responsibility as a global citizen. Protecting the environment is critical to the conservation of precious natural resources. The Eppendorf epGreen initiative is another example of our commitment to social responsibility. Our goal is to constantly reduce the environmental impact of our business operations and the products that we produce.

Centrifuges in general

- > Use of brushless induction motors to provide maintenance-free operation, eliminating carbon particle emissions
- > Rotors are mostly made of recyclable aluminum
- > Optimized sound design for low noise levels to benefit your work environment
- > 100 % recyclable packaging material



Rotor F-6x85

Rotor FA-6x50

Rotor FA-20x5

Rotor FA-48x2

High-speed rotor suitable for molecular applications in tubes up to 85 mL

Aerosol-tight high-speed rotor for safe centrifugation of hazardous samples

Dedicated fixed-angle rotor for Eppendorf Tubes® 5.0 mL

Aerosol-tight microcentrifuge tube rotor for safe centrifugation of hazardous samples

no

yes

yes

yes

6 × 85 mL

6 × 50 mL

20 × 5 mL

48 × 2 mL

18,500

20,130

20,913

22,132

12,000

12,100

13,100

14,000

24

6

6

20

48

6

6

18

6

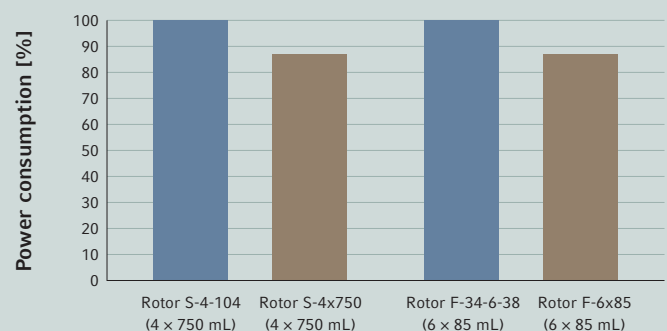
12

6

Refrigerated models additionally feature

- > Dynamic compressor control for precise cooling performance
- > CFC-free refrigerant with an ozone depletion potential (ODP) of zero
- > ECO shut-off deactivates the compressor after 8 hours of inactivity to reduce energy consumption and extend compressor life

Energy saving of ■ Centrifuge 5920 R compared to ■ Centrifuge 5810 R*



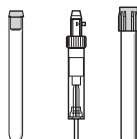
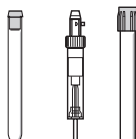

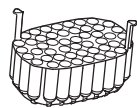
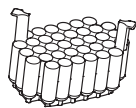
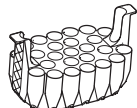
* Based on internal testing (5920 R: pre-series unit; 230 V, 60 min, 4 °C)

Rotor S-4x1000 with High-Capacity Buckets

Product features

- > Extra High-Capacity swing-bucket rotor with max. speed $3,153 \times g$ (3,700 rpm)
- > Mixed loading with 2 plate buckets and 2 round tube buckets allows for increased versatility
- > Buckets, caps and adapters are autoclavable



Tube			
Tube capacity	2.6–8 mL	7.5–12 mL	Eppendorf Tubes® 5.0 mL and 15 mL conical
Max. tube diameter	13 mm	16 mm	17 mm
Max. vessel height	112 mm	113 mm	120 mm
Adapter			
Number of vessels per adapter/rotor	49/196	36/144	27/108
Bottom shape	round	round	conical
Centrifugation radius	204 mm	199 mm	205 mm
Max. RCF	$3,122 \times g$	$3,046 \times g$	$3,138 \times g$
Order no. (set of 2)	5920 718.002	5920 720.007	5920 716.000

**Please note that these conical bottles need to be used together with a conical form insert provided by the manufacturer.



Ordering information

Description	Order no.
Rotor S-4x1000	
Rotor S-4x1000, incl. High-Capacity bucket	5895 118.003
Rotor S-4x1000, without buckets	5895 101.003
Buckets for Rotor S-4x1000	
High-Capacity bucket for Rotor S-4x1000, set of 4	5895 106.005
High-Capacity bucket for Rotor S-4x1000, set of 2	5895 107.001
Plate/tube bucket for Rotor S-4x1000, set of 4	5895 104.002
Plate/tube bucket for Rotor S-4x1000, set of 2	5895 105.009
Accessories	
Plate carrier for plate/tube bucket, Rotor S-4x1000, set of 2	5920 705.008
Aerosol-tight caps, for S-4x1000 plate/tube bucket and S-4x750 plate bucket, set of 2	5895 111.009



50 mL conical



175–225 mL conical




250 mL flat

31 mm
120 mm

62 mm
145 mm



13/52
conical
206 mm
3,153 × g
5920 715.003



2/8
flat
200 mm
3,061 × g
5920 717.006




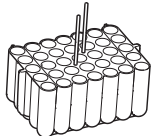
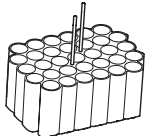
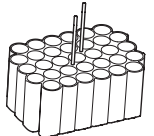
Rotor S-4x1000 with Plate/Tube Bucket

Product features

- > High-Capacity swing-bucket rotor with max. speed $3,076 \times g$ (3,700 rpm)
- > Bucket accommodates both plates and tubes
 - > Save money—no separate plate buckets needed
 - > Comfort—no need to exchange between plate and tube buckets
- > Aerosol-tight QuickLock caps for safe centrifugation of hazardous samples optionally available*¹
- > Buckets, caps and adapters are autoclavable



Tube/plate

Tube/plate			
Tube capacity	2.6–8 mL	5.5–12 mL	9 mL
Max. tube diameter	13 mm	16 mm	17.5 mm
Max. vessel height	109 mm	109 mm	109 mm
Max. vessel height for use with aerosol-tight lid* ¹	108 mm in 25 center positions* ²	108 mm in 23 center positions* ²	109 mm in 22 center positions* ²
Adapter			
Number of vessels per adapter/rotor	35/140	33/132	28/112
Bottom shape	round	round	round
Centrifugation radius	201 mm	200 mm	200 mm
Max. RCF	$3,076 \times g$	$3,061 \times g$	$3,061 \times g$
Order no. (set of 2)	5920 706.004	5920 707.000	5920 708.007

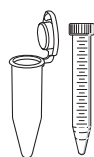
*¹ Aerosol-tightness tested by Public Health England, Porton Down, UK.

*² Aerosol-tight caps reduces max. capacity



Ordering information

Description	Order no.
Rotor S-4x1000	
Rotor S-4x1000, incl. plate/tube bucket	5895 117.007
Rotor S-4x1000, without buckets	5895 101.003
Buckets for Rotor S-4x1000	
Plate/tube bucket for Rotor S-4x1000, set of 4	5895 104.002
Plate/tube bucket for Rotor S-4x1000, set of 2	5895 105.009
Accessories	
Plate carrier for plate/tube bucket, Rotor S-4x1000, set of 2	5920 705.008
Aerosol-tight caps, for S-4x1000 plate/tube bucket and S-4x750 plate bucket, set of 2	5895 111.009

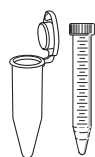


Eppendorf Tubes® 5.0 mL
and 15 mL conical

17 mm

121 mm

–



Eppendorf Tubes® 5.0 mL
and 15 mL conical

17 mm

121 mm

121 mm



50 mL conical

31 mm

122 mm

–




50 mL conical

31 mm

121 mm

121 mm

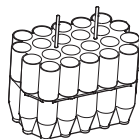


MTP, DWP, PCR plates

–

104 mm

91 mm



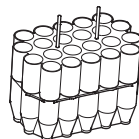
22/88

conical

201 mm

3,076 × g

5920 710.001



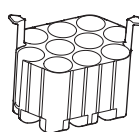
16/64

conical

201 mm

3,076 × g

5920 712.004



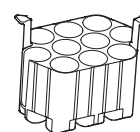
10/40

conical

201 mm

3,076 × g

5920 709.003




7/28

conical

201 mm

3,076 × g

5920 711.008



7/28 (MTP)

2/8 (DWP)

flat

198 mm

3,030 × g

5920 705.008



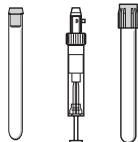
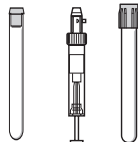


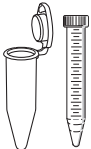
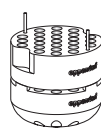
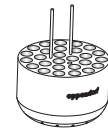



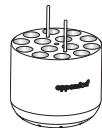
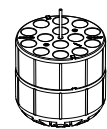
Rotor S-4x1000 with round buckets

Product features

- > Medium capacity swing-bucket rotor with max. speed $3,214 \times g$ (3,700 rpm)
- > Broad range of adapters enables high versatility for tubes and flasks from 0.2 mL to 1,000 mL
- > Mixed loading with 2 plate buckets and 2 round tube buckets allows for increased versatility
- > Aerosol-tight QuickLock caps for safe centrifugation of hazardous samples optionally available*¹
- > Buckets, caps and adapters are autoclavable



Tube/plate

							
Tube capacity	1.5/2.0 mL	12 x 75 mm 5 mL FACS	4–8 mL	7.5–12 mL	9 mL	14 mL	Eppendorf Tubes® 5.0 mL and 15 mL conical
Max. tube diameter	11 mm	12 mm	13 mm	16 mm	17.5 mm	17.5 mm	17 mm
Max. vessel height	39 mm	115 mm	121 mm	125 mm	117 mm	117 mm	161 mm
Max. vessel height for use with cap/lid*¹	39 mm	108 mm	113 mm	120 mm	112 mm	112 mm	150 mm
Adapter							
Number of vessels per adapter/rotor	50/200	27/108	23/92	20/80	20/80	14/56	14/56
Bottom shape	flat	round	round	round	round	round	conical
Centrifugation radius	219 mm	211 mm	210 mm	211 mm	210 mm	210 mm	224 mm
Max. RCF	$2,648 \times g$	$3,229 \times g$	$3,214 \times g$	$3,229 \times g$	$3,214 \times g$	$3,214 \times g$	$3,428 \times g$
Order no. (set of 2)	5825 740.009	5825 747.003	5825 738.004	5825 736.001	5825 743.008	5825 748.000	5825 734.009

*¹ Aerosol-tightness tested by Public Health England, Porton Down, UK.

*² Please note that these conical bottles need to be used together with a conical form insert provided by the manufacturer.

*³ Nalgene order numbers 31201010 and 31201000



Ordering information

Description	Order no.
Rotor S-4x1000	
Rotor S-4x1000, incl. 4 x 1,000 mL round buckets	5895 100.007
Rotor S-4x1000, without buckets	5895 101.003
Buckets for Rotor S-4x1000	
Round bucket for Rotor S-4x1000, set of 4	5895 102.000
Round bucket for Rotor S-4x1000, set of 2	5895 103.006
Plate/tube bucket for Rotor S-4x1000, set of 4	5895 104.002
Plate/tube bucket for Rotor S-4x1000, set of 2	5895 105.009
Accessories	
Aerosol-tight caps, for 750 mL and 1,000 mL round buckets, set of 2	5820 747.005
Aerosol-tight caps, for S-4x1000 plate/tube bucket and S-4x750 plate bucket, set of 2	5895 111.009
Plate carrier for plate/tube bucket, Rotor S-4x1000, set of 2	5920 705.008
750 mL wide-mouth bottle, set of 2	5820 708.000

50 mL conical	50 mL conical skirted	175–225 mL conical, Corning®*2	250 mL flat	500 mL Corning®	750 mL	1 liter Nalgene*3	MTP, DWP, PCR plates
31 mm	31 mm	62 mm	98 mm	104 mm	98 mm	–	–
156 mm	151 mm	176 mm	167 mm	150 mm	185 mm	104 mm	104 mm
150 mm	147 mm	156 mm	–	150 mm	–	91 mm	91 mm
7/28	5/20	1/4	1/4	1/4	1/4	1/4	7/28 (MTP) 2/8 (DWP)
conical	flat	flat	conical	flat	flat	flat	flat
223 mm	209 mm	214 mm	218 mm	216 mm	218 mm	198 mm	198 mm
3,413 x g	3,199 x g	3,275 x g	3,336 x g	3,306 x g	3,336 x g	3,030 x g	3,030 x g
5825 733.002	5825 732.006	5825 741.005	5825 745.000	5825 744.004	5920 700.006	5895 105.009	5895 105.009



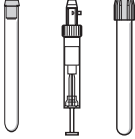
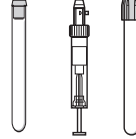


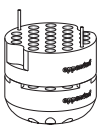




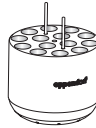
Rotor S-4x750

Product features

- > Medium-Capacity swing-bucket rotor with max. speed $4,816 \times g$ (4,700 rpm)
- > Broad range of adapters enables high versatility for tubes and flasks from 0.2 mL to 750 mL
- > Mixed loading with 2 plate buckets and 2 round tube buckets allows for increased versatility
- > Aerosol-tight QuickLock caps for safe centrifugation of hazardous samples optionally available*¹
- > Buckets, caps and adapters are autoclavable



Tube/plate

						
Tube capacity	1.5/2.0 mL	12 x 75 mm 5 mL FACS	4–8 mL	7.5–12 mL	9 mL	14 mL
Max. tube diameter	11 mm	12 mm	13 mm	16 mm	17.5 mm	17.5 mm
Max. vessel height	39 mm	111 mm	115 mm	119 mm	111 mm	117 mm
Max. vessel height for use with cap/lid*¹	39 mm	100 mm	108 mm	114 mm	106 mm	112 mm
Adapter						
Number of vessels per adapter/rotor	50/200	27/108	23/92	20/80	20/80	14/56
Bottom shape	flat	round	round	round	round	round
Centrifugation radius	194 mm	186 mm	185 mm	186 mm	185 mm	185 mm
Max. RCF	$4,791 \times g$	$4,593 \times g$	$4,569 \times g$	$4,594 \times g$	$4,569 \times g$	$4,569 \times g$
Order no. (set of 2)	5825 740.009	5825 747.003	5825 738.004	5825 736.001	5825 743.008	5825 748.000

*¹ Aerosol-tightness tested by Public Health England, Porton Down, UK.

** Please note that these conical bottles need to be used together with a conical form insert provided by the manufacturer.



Ordering information

Description	Order no.
Rotor S-4x750	
Rotor S-4x750, incl. 4 x 750 mL round buckets	5895 120.008
Rotor S-4x750, without buckets	5895 121.004
Buckets for Rotor S-4x750	
Round bucket for Rotor S-4x750, set of 4	5895 122.000
Round bucket for Rotor S-4x750, set of 2	5895 123.007
Plate bucket (aerosol-tight capable), incl. plate carrier, set of 4	5895 124.003
Plate bucket (aerosol-tight capable), incl. plate carrier, set of 2	5895 125.000
Accessories	
Aerosol-tight caps, for 750 mL and 1,000 mL round buckets, set of 2	5820 747.005
Aerosol-tight caps*1, for S-4x1000 plate/tube bucket and S-4x750 plate bucket, set of 2	5895 111.009
750 mL wide-mouth bottle, set of 2	5820 708.000

Eppendorf Tubes® 5.0 mL and 15 mL conical	50 mL conical	50 mL conical skirted	175–225 mL conical*2	250 mL flat	500 mL Corning®	750 mL Eppendorf bottle	MTP, DWP, PCR plates
17 mm	31 mm	31 mm		62 mm	98 mm	104 mm	–
125 mm	122 mm	120 mm		145 mm	136 mm	150 mm	60 mm
120 mm	116 mm	116 mm		125 mm	–	–	45 mm
14/56	7/28	5/20	1/4	1/4	1/4	1/4	4/16 (MTP) 1/4 (DWP)
conical	conical	flat	flat	conical	flat	flat	flat
188 mm	187 mm	178 mm	183 mm	187 mm	185 mm	161 mm	
4,643 × g	4,618 × g	4,371 × g	4,519 × g	4,594 × g	4,569 × g	3,976 × g	
5825 734.009	5825 733.002	5825 732.006	5825 741.005	5825 745.000	5825 744.004	5895 125.000	

Rotor F-6x85

Product features

- > High-speed rotor for molecular applications in tubes from 0.2 mL to 85 mL
- > Max. speed 18,500 × *g* (12,000 rpm)
- > Low rotor weight (3.2 kg) for easy handling
- > 34° borehole angle reduces pellet smears along tube wall
- > Anodized aluminum for high chemical resistance
- > Rotor, lid and adapters are autoclavable



Ordering information

Description

Rotor F-6x85 incl. rotor lid

Order no.

5895 140.009

Tube



Tube capacity

1.5/2 mL

2–5 mL
13 × 75 mm

4–7 mL
13 × 100 mm

4–10 mL

Eppendorf Tubes®
5.0 mL

Max. tube diameter

11 mm

13 mm

13 mm

16 mm

17 mm

Max. tube height for use lid

110 mm

90 mm

110 mm

112 mm

104 mm

Adapter



Capacity per adapter/rotor

4/24

3/18

3/18

2/12

1/6

Bottom shape

round

flat

flat

round

conical

Centrifugation radius

113 mm

106 mm

114 mm

112 mm

105 mm

Max. RCF

18,200 × *g*

17,070 × *g*

18,350 × *g*

18,000 × *g*

16,824 × *g*

Order no. (set of 2)

5804 770.005












5804 738.004

5804 739.000

5804 771.001

5804 777.000

*1Nominal tube volume as published by the tube manufacturer.

					
15 mL conical	15–18 mL	20–30 mL	50 mL	50 mL conical	85 mL ^{*1}
17 mm	18 mm	26 mm	29 mm	29 mm	38 mm
123 mm	123 mm	123 mm	123 mm	121 mm	121 mm
					no adapter needed
1/6 conical	1/6 round	1/6 round	1/6 round	1/6 conical	1/6 round
107 mm	109 mm	110 mm	112 mm	108 mm	115 mm
17,200 × <i>g</i>	17,550 × <i>g</i>	17,700 × <i>g</i>	18,000 × <i>g</i>	17,400 × <i>g</i>	18,500 × <i>g</i>
5804 776.003	5804 772.008	5804 773.004	5804 774.000	5804 775.007	–

Rotor FA-6x50

Product features

- > High-speed rotor for applications in tubes from 5–50 mL
- > Max. speed $20,130 \times g$ (12,100 rpm)
- > Eppendorf QuickLock rotor lid for fast lid locking
- > Aerosol-tight*¹ for safe centrifugation of hazardous samples
- > Low rotor weight (3.2 kg) for easy lifting
- > Anodized aluminum for high chemical resistance
- > 45° borehole angle minimizes pellets smear
- > Rotor, lid and adapters are autoclavable



Ordering information

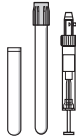

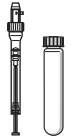
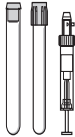






Description

Rotor FA-6x50, incl. aerosol-tight Eppendorf QuickLock® lid

Order no.

5895 150.004


* Aerosol-tightness tested by Public Health England, Porton Down, UK.






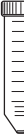





Tube					
Tube capacity	2.6–5 mL 13 × 75 mm	4–8 mL 13 × 100 mm	5.5–10 mL 16 × 75 mm	7.5–12 mL 16 × 100 mm	Eppendorf Tubes® 5.0 mL
Max. tube diameter	13 mm	13 mm	16 mm	16 mm	17 mm
Max. tube height for use with aerosol-tight lid*¹	119 mm	119 mm	119 mm	119 mm	121 mm
Adapter					
Capacity per adapter/rotor	1/6	1/6	1/6	1/6	1/6
Bottom shape	round	round	round	round	conical
Centrifugation radius	120 mm	120 mm	120 mm	120 mm	121 mm
Max. RCF	$19,246 \times g$	$19,246 \times g$	$19,246 \times g$	$19,246 \times g$	$19,806 \times g$
Order no. (set of 2)	5820 726.008	5820 725.001	5820 728.000	5820 727.004	5820 730.005

The New Eppendorf Conical Tubes

Whether centrifugation, mixing, or other applications — the Eppendorf Conical Tubes 15 mL and 50 mL will perfectly fit into your workflows. They represent the next step in Eppendorf's comprehensive system solutions in liquid, sample and cell handling.

For more information see page 30.



					
7–17 mL	15 mL conical	15–18 mL	20–30 mL	35 mL	50 mL conical
17.5 mm	17 mm	18 mm	26 mm	29 mm	31 mm
122 mm	125 mm	125 mm	125 mm	125 mm	121 mm
					no adapter needed
1/6	1/6	1/6	1/6	1/6	1/6
round	conical	round	round	conical	conical
120 mm	120 mm	120 mm	105 mm	112 mm	123 mm
19,246 × g	19,246 × g	19,246 × g	17,187 × g	18,333 × g	20,130 × g
5820 729.007	5820 717.009	5820 720.000	5820 721.006	5820 722.002	–

Rotor FA-20x5

Product features

- > 20 places for Eppendorf Tube 5.0 mL
- > Max. speed: 20,913 × g (13,100 rpm)
- > Aerosol-tight Eppendorf QuickLock rotor lid*
- > Rotor, lid and adapters are autoclavable (121 °C, 20 min)
- > Anodized aluminum for high chemical resistance



Description

Fixed-angle rotor FA-20x5, 20 × 5.0 mL, incl. aerosol-tight Eppendorf QuickLock® rotor lid

Adapter for 1.5/2.0 mL tubes, set of 4

Adapter for cryogenic vials, set of 4

Adapter for HPLC tubes, set of 4

Order no.

5895 130.003

5820 768.002

5820 769.009

5820 770.007

* Aerosol-tightness tested by Public Health England, Porton Down, UK.



epServices
for premium performance

Your centrifuge in safe hands with Eppendorf Centrifuge & Rotor Service Quality Management Systems increasingly ask for regular inspection of centrifuges and rotors in an operational or disassembled state to ensure a safe working environment. For the instrument's peak performance and years of productive operation, an annual inspection of centrifuges and rotors by an Eppendorf certified service technician is highly recommended.

Rotor FA-48x2

Product features

- > 48 places for 1.5/2.0 mL tubes
- > Max. speed: $22,132 \times g$ (14,000 rpm)
- > Eppendorf QuickLock rotor lid for fast lid locking
- > Aerosol-tight*¹ for safe centrifugation of hazardous samples
- > Anodized aluminum for high chemical resistance
- > Rotor and lid are autoclavable



Ordering information

Description	Order no.
Rotor FA-48x2 , incl. aerosol-tight Eppendorf QuickLock® rotor lid	5895 135.005
Adapter for 0.2 mL PCR tubes (for 1.5/2 mL rotors), set of 6	5425 715.005
Adapter for 0.4 mL tubes (for 1.5/2 mL rotors), set of 6	5425 717.008
Adapter for 0.5 mL tubes (for 1.5/2 mL rotors), set of 6	5425 716.001
Adapter for BD Microtainer® (for 1.5/2 mL rotors), set of 6	5425 716.001

* Aerosol-tightness tested by Public Health England, Porton Down, UK.

With Eppendorf's Centrifuge Performance Plans we make sure that temperature accuracy, rotational speed verification and operating time meet all technical specifications.

Operational Qualification (OQ) is designed to safeguard your results as well as satisfy legal, governmental and internal laboratory requirements with the necessary certification documents.

Over the years, all rotor structures will eventually suffer from fatigue due to stress of high numbers of cycles. If not maintained correctly, surface scratches can lead to microscopic and then to critical cracks. Qualified inspection will detect damages early in order to prevent further equipment failure.

Eppendorf's Rotor Assurance Plans includes cleaning, instructions for proper care and visual examination of rotors and adapters determining if the rotor is safe for further operation.



The Performance Plans feature

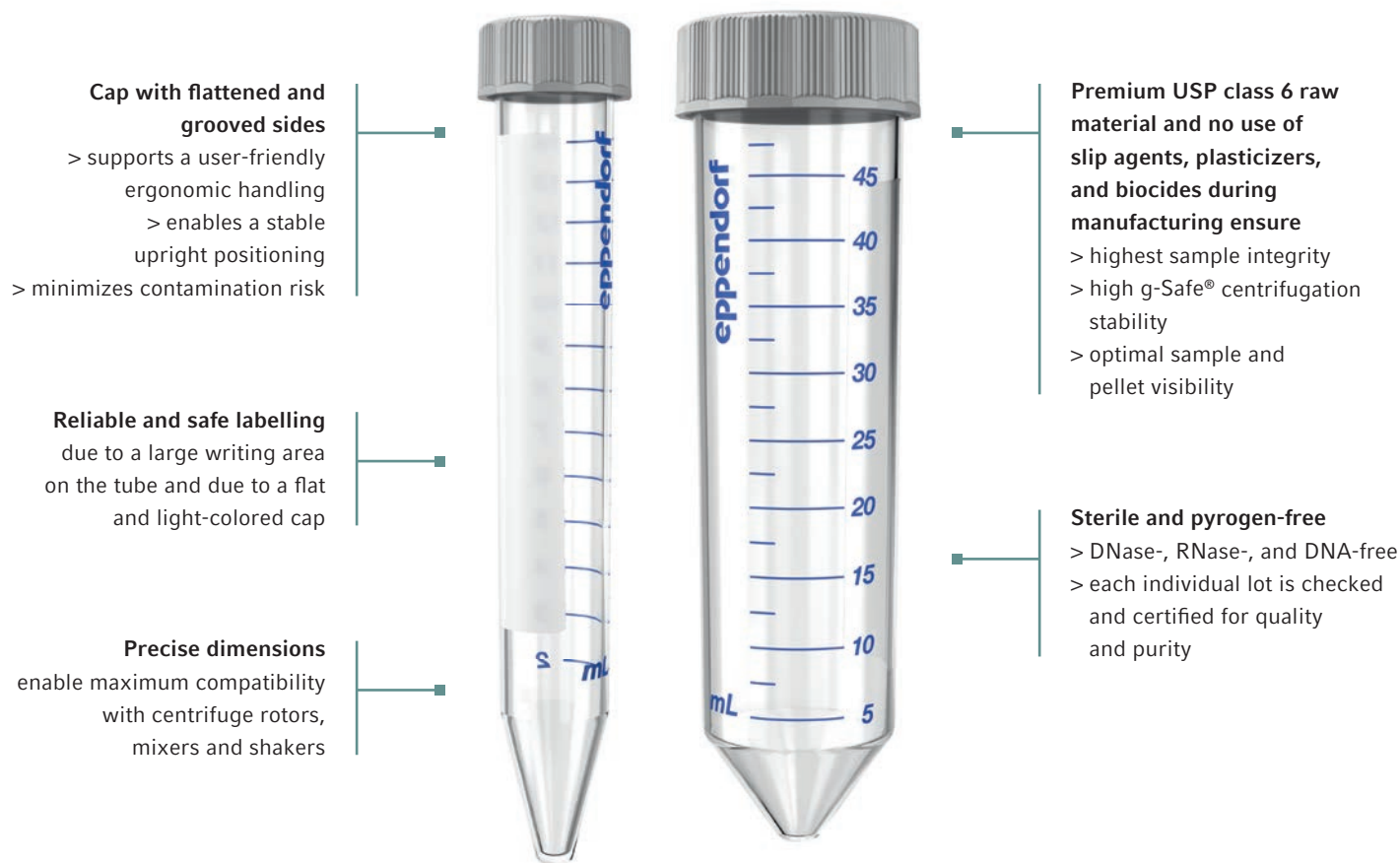
- > Manufacturer-specific test procedures
- > Certified service reports and dated service labels

Value of service

- > Highest degree of security in your lab
- > GLP-compliant, audited system
- > Longer service life of the system

> Further information and local offers in your country: www.eppendorf.com/epServices

The New Eppendorf Conical Tubes 15 mL and 50 mL



The Eppendorf Conical Tubes 15 mL and 50 mL extend the volume range of Eppendorf's microcentrifuge tubes. They provide life science laboratories with the same outstanding performance for which Eppendorf Tubes are globally recognized as a premium standard.

Safe design and easy handling ensure best sample processing. The Eppendorf Conical Tubes 15 mL and 50 mL are the optimal solution for cell culture and cell biology applications as well as for sample preparation protocols in microbiology and molecular biology laboratories.

Ordering information

Description	Order no.
Eppendorf Conical Tubes 15 mL , sterile, pyrogen-, DNase-, RNase-, and DNA-free, 500 Tubes (10 bags of 50 ea.)	0030 122.151
Eppendorf Conical Tubes 50 mL , sterile, pyrogen-, DNase-, RNase-, and DNA-free, 500 Tubes (20 bags of 25 ea.)	0030 122.178

Centrifuge Packages



Rotor S-4x1000 with high-capacity buckets

- > For extra high throughput
- > Max. 3,153 × g



Rotor S-4x1000 with plate/tube buckets

- > Accommodates both tubes and plates;
- > no need for separate plate buckets*
- > Max. 3,076 × g

*1 Plate carrier to lift plates out of plate/tube bucket needs to be ordered separately

Rotor S-4x1000 with round buckets

- > Compatible with 1L bottle
- > Max. 3,428 × g
- > Aerosol-tight caps optionally available



Rotor S-4x750 with round buckets

- > Max. 4,816 × g
- > Aerosol-tight caps optionally available



Ordering information

Cell culture centrifuge packages

	Max. capacity of conical tubes per rotor	Order no.
Centrifuge 5920 R, with Rotor S-4x1000 incl. high-capacity buckets and adapters for 15 mL/50 mL conical tubes	108 × 15 mL/52 × 50 mL	5948 000.212
Centrifuge 5920 R, with Rotor S-4x1000 incl. plate/tube buckets and adapters for 15 mL/50 mL conical tubes* ¹	88 × 15 mL/40 × 50 mL	5948 000.417
Centrifuge 5920 R, with Rotor S-4x1000 incl. round buckets and adapters for 15 mL/50 mL conical tubes	56 × 15 mL/28 × 50 mL	5948 000.310
Centrifuge 5920 R, with Rotor S-4x750 incl. round buckets and adapters for 15 mL/50 mL conical tubes	56 × 15 mL/28 × 50 mL	5948 000.514

Centrifuge packages for round-bottom tubes

	Max. capacity of round-bottom tubes per rotor	Order no.
Centrifuge 5920 R, with Rotor S-4x1000 incl. high-capacity buckets and adapters for round-bottom tubes with diameter 13/16 mm	196 × 13 mm/144 × 16 mm	5948 000.719
Centrifuge 5920 R, with Rotor S-4x1000 incl. plate/tube buckets and adapters for round-bottom tubes with diameter 13/16 mm* ²	140 × 13 mm/132 × 16 mm	5948 000.611

*230 V/50–60 Hz

*¹ These 15/50 mL adapters are not compatible with AT caps. Please refer to 5920 R brochure for dedicated 15/50 mL adapters for aerosol-tight use.

*² Aerosol-tight caps reduce capacity to 100 × 13 mm / 92 × 16 mm per rotor
Technical specifications subject to change. Errors and omissions excepted.

Technical specification

Description	Centrifuge 5920 R
Max. rcf	
> Fixed-angle rotor	22,132 × <i>g</i>
> Swing-bucket rotor	4,816 × <i>g</i>
Speed	200–14,000 rpm (in 10 rpm increments)
Max. capacity	4 × 1,000 mL / 4 × 7 MTP
Accel./Braking ramps	10/10
Programs	99 (5 program keys)
Timer	30 s–99 h 59 min, infinite
Temperature control range	-10 °C to 40 °C
Noise level	
> Rotor S-4x750	< 55 dB(A)
> Rotor FA-6x50	< 60 dB(A)
Power supply	230 V/50–60 Hz
Max. power consumption	1,300 W
Dimensions (W × D × H, incl. front panel)	74 × 71 × 40 cm
Footprint (dimensions w/o front panel, W × D)	74 × 67 cm
Height with open lid	94 cm
Weight without rotor	139 kg

Technical specifications subject to change. Errors and omissions excepted.

Ordering information

Description	Order no.
Centrifuge 5920 R, refrigerated, 230 V/50–60 Hz	5948 000.018

Your local distributor: www.eppendorf.com/contact
 Eppendorf AG 22331 · Hamburg · Germany
 E-mail: eppendorf@eppendorf.com · www.eppendorf.com

www.eppendorf.com/centrifugation